TEST REPORT

Equipment : DD-853V 8BL

1. MFC Data
2. Valve Interlock Check Sheet
3. Interlock Check Sheet
4. Mecha Sensor Check Sheet
5. Heater Power Check Data
6. Mecha Position Data
7. Mecha Speed Data
8. Movement Parameter Check List

1. MASS FLOW CONTROLLER DATA

MFC No.	GAS	FULL SCALE	UNIT (단위)		MFC DATA				
					0 %(*2)	10%	50%	90%	100%
MFC 1	N2-1	20.000	SLM	Set Point	0.000	2.000	10.000	18.000	20.000
				Actual Value	***0.000***	***1.972***	***9.900***	***17.969***	***19.980***
MFC 2	N2-D	30.000	SLM	Set Point	0.000	3.000	15.000	27.000	30.000
				Actual Value	***0.000***	***2.988***	***14.941***	***26.865***	***29.912***
MFC 3	H2	20.000	SLM	Set Point	0.000	2.000	10.000	18.000	20.000
				Actual Value	***0.000***	***1.978***	***9.962***	***17.965***	***19.960***
MFC 4	O2-1	20.000	SLM	Set Point	0.000	2.000	10.000	18.000	20.000
				Actual Value	***0.000***	***1.197***	***9.961***	***17.969***	***19.961***
MFC 5	O2-2	2.000	SLM	Set Point	0.000	0.200	1.000	1.800	2.000
				Actual Value	***0.000***	***0.197***	***0.969***	***1.794***	***1.996***
MFC 6	N2-D	1.000	SLM	Set Point	0.000	0.100	0.500	0.900	1.000
				Actual Value	***0.000***	***0.098***	***0.498***	***0.897***	***0.998***
MFM1	N2-1	10.000	SLM	Set Point					
				Actual Value		MFM FLOW CHECK (OK)			

-Caution-

*1: Apply N2 gas to MFC performance test.

*2: When checking " 0 %",Front and Back valve are closed and
Set the MFC set value, up in the full scale flux.

QUALITY ASSURANCE SECTION

Submission No. (USER No.) :

2. VALVE INTERLOCK CHECK LIST

AV No.	CONDITIONS OF VALVE OPERATION	Soft Start Setting	RESULT
AV1(NO)	Unconditional Open/Close allowed.		Good NG
AV2	Unconditional Open/Close allowed.	MFC1	Good NG
AV3	Unconditional Open/Close allowed.	MFC2	Good NG
AV4(NO)	Unconditional Open/Close allowed.	MFC3	Good NG
AV5	Opening allowed when AV6 is open and, Furnace inlet cap is closed and, H2 detector is normal operation.		Good NG
AV6	Unconditional Open/Close allowed.	MFC4	Good NG
AV7	Unconditional Open/Close allowed.	MFC5	Good NG
AV51	Opening allowed when Furnace inlet cap is closed.		Good NG
AV20(NO)	Opening allowed when AV21 is closed.		Good NG
AV21	Opening allowed when AV20 is closed and, CL2 detector is normal operation.	MFC6	Good NG
AV22	Opening allowed when AV23 is closed and, Furnace inlet cap is closed and 90 seconds, and CL2 detector is normal operation.		Good NG
AV23(NO)	Opening allowed when AV22 is closed.		Good NG
AV24	Opening allowed when AV21 is Opend.		Good NG
AV25	Unconditional Open/Close allowed.		Good NG
AV72	Unconditional Open/Close allowed.		Good NG
WAT	Unconditional Open/Close allowed.		Good NG

QUALITY ASSURANCE SECTION

Submission No. (USER No.) :

Type. (형식) :

3. INTERLOCK CHECK LIST

No	NAME	FACTOR	SENSOR	ALARM	ACTUAL	BUZZER	DISPLAY	200V DOWN	100V DOWN	MECHA STOP	Processing time delay	Result
1	AIR ILK	Too low Gas System Air Pressure	Gas Box PS11	≦0.40MPa	----	●	●	----	----	-----	----	Good · NG
2	N2-1 ILK	Too low Gas system N2 Pressure	Gas Box PG/PS1	≦0.10MPa	------	●	●	----	----	-----	----	Good · NG
3	H2 ILK	H2 gas pressure abnormal	Gas Box PG/PS3	≦0.08MPa ≧0.20MPa	------	●	●	----	----	-----	----	Good · NG
4	O2 ILK	Too high Gas system O2 Pressure	Gas Box PG/PS2	≦0.08MPa	------	●	●	----	----	-----	----	Good · NG
5	N2-D ILK	Too low Gas system N2	Gas Box PG/PS4	≧0.10MPa	------	●	●	----	----	-----	----	Good · NG
6												
7												
8												
9	C.UT ILK	Clean Unit Blower Stop	Furnace unit MS301,MS302,MS303,MS311,MS312	≦30Pa	----	●	●	----	----	-----	----	Good · NG
		Abnormal temperature in wafer transfer area	Furnace unit TS201	≧100℃	----	●	●	----	----	-----	----	Good · NG
10	O.HT ILK	Abnormal heater temperature	Cont. Box CQ1600	≧1050℃	------	●	●	●	----	-----	----	Good · NG
11	WAT1 ILK	Too low cooling water Flow	Utility FS101	≦16l/min	------	●	●	●	----	-----	10sec	Good · NG
12	WAT2 ILK	Too low cooling water for shutter	Furnace unit FS104	≦0.5 l/min	------	●	●	----	----	-----	----	Good · NG
13	TEMP1 ILK	Abnormal temp in heater box	Furnace unit TS306	≧130℃	------	●	●	●	----	-----	----	Good · NG
		Abnormal temp in radiator	Furnace unit TS307	≧100℃	------	●	●	●	----	-----	----	Good · NG
14	TEMP2 ILK	Abnormal temp in SCR	Power Box TS101	≧80℃	------	●	●	●	----	-----	----	Good · NG
		Abnormal temp in transformer	Power Box TS102,TS103,TS104	≧150℃	------	●	●	●	----	-----	----	Good · NG
15	HTPWR ILK	Heater Power Down	Furnace unit	----	------	●	●	----	----	-----	----	Good · NG

PG/PS : Pressure Gauge/Switch, FL :Flow Mater, MS : Manostar Switch, TS : Thermal SW, FS : Water Flow Switch

No	NAME	FACTOR	SENSOR	ALARM	ACTUAL	BUZZER	DISPLAY	200V DOWN	100V DOWN	MECHA STOP	Processing time delay	Result
16	H.DOOR	Abnormal temp in heater box	Door Switch S1 , S2	at Door Open	-------	●	●	●	----	-----	----	Good · NG
17	G.EXH ILK	Too low Gas System Exhaust Pressure	Cont. Box MS308	≦30Pa	-------	●	●	----	----	-----	----	Good · NG
18	H.EXH ILK	Too low Heater Exhaust Pressure	Cont. Box MS304	≦60Pa	-------	●	●	----	----	-----	----	Good · NG
19	S.EXH ILK	Too low Scavenger Exhaust Pressure	Cont. Box MS305	≦30Pa	-------	●	●	----	----	-----	----	Good · NG
20	B.EXH ILK	Too low Burning External Exhaust Pressure	Cont. Box MS310	≦30Pa	-------	●	●	----	----	-----	----	Good · NG
22	FLAME ILK	External Torch Flame Sensor	Flame Sensor Controller	------	-------	●	●	----	----	-----	----	Good · NG
23	WATER ILK	Water Leak in External Torch	Water Leak Sensor	Possible to set up level		●	●	----	----	-----	----	Good · NG
25	LEAK1 ILK	H2 Leak warning for Gas Box, Scavenger	Cont. Box Gas Detector	≧500ppm	-------	●	●	----	----	-----	----	Good · NG
26	LEAK2 ILK	H2 Leak warning for Gas Box, Scavenger	Cont. Box Gas Detector	≧200ppm	-------	●	●	----	----	-----	----	Good · NG
33	CT.AL ILK	Abnormal Heater Current	Power Box CT1~CT4	------	------	●	●	●	---	---	--	Good · NG
34	W.LEK ILK	Radiator Water Leak	Water Leak Detector	------	------	●	●	●	---	---	--	Good · NG
41	DCE ILK	Inside Bubbler liquid level down	Utility Trans Fill II Output	Possible to set up level (Res Empty set up)	-------	●	●	---	---	---	--	Good · NG
44	B.HT1 ILK	Abnormal Burning heater	Cont,Box Temp Controller		-------	●	●	---	---	---	--	Good · NG
45	B.HT2 ILK	Abnormal Burning heater	Cont,Box Temp Controller		-------	●	●	---	---	---	--	Good · NG
46	B.WAT ILK	Abnormal Burning in heater	Turnh Unit , FS111		-------	●	●	---	---	---	--	Good · NG
47	TEMP3 ILK	Too Hing Flange	Furnace unit SW1 , SW2		-------	●	●	---	---	---	--	Good · NG
48	EXT1 ILK	External Input	Power Box TB40 - #1 , #2		-------	●	●	---	---	---	--	Good · NG
49	EXT2 ILK	External Input	Power Box TB40 - #3 , #4		-------	●	●	---	---	---	--	Good · NG
50	EXT3 ILK	External Input	Power Box TB40 - #5 , #6		-------	●	●	---	---	---	--	Good · NG
51	EXT4 ILK	External Input	Power Box TB40 - #7 , #8		-------	●	●	---	---	---	--	Good · NG
52	EXT5 ILK	External Input	Power Box TB40 - #9 , #10		-------	●	●	---	---	---	--	Good · NG

PG/PS : Pressure Gauge/Switch, FL :Flow Mater, MS : Manostar Switch, TS : Thermal SW, FS : Water Flow Switch

№	NAME	FACTOR	SENSOR	ALARM	ACTUAL	BUZZER	DISPLAY	200V DOWN	100V DOWN	MECHA STOP	Processing time delay	Result
MISC												
105	TEMP. ALM	Temperature allowable deviation alarm.	Power Box CQ1600	----------	-------	----	●	----	----	-----	-----	Good · NG
537	TEMP. ALT	Temperature allowable deviation alarm.	Power Box CQ1600	----------	-------	----	●	----	----	-----	-----	Good · NG
113	ATC DWN	Temperature controller Interface line Down.	CX3002←→CQ1600	----------	-------	●	●	----	----	----	60sec	Good · NG
114	TC.OP ERR	T/C Breakage.	TC1 ~ TC8	----------	-------	●	●	----	----	----	-----	Good · NG
115	APC DWN	MFC/Pressure controller Interface line down	CX3002←→ CX3202	----------	-------	----	●	----	----	-----	20sec	Good · NG
116	LOAD DWN	Mecha controller Interface line Down.	CX3002←→ CX1223	----------	-------	●	●	----	----	-----	20sec	Good · NG
117	SCOM DWN	Valve/Interface controller Interface line Down.	CX3002←→ SEQUENCER	----------	-------	----	●	----	----	-----	-----	Good · NG
118	LON DWN	LON Line Down	CX3002←→ CX2403	----------	-------	----	●	----	----	-----	-----	Good · NG
119	LOAD ERR	Loader command abnormal stop.	CX1223	----------	-------	●	●	----	----	-----	-----	Good · NG
120	FIRE ERR	General error detected by Software of burning controller.	CX1317	----------	-------	●	●	----	----	-----	-----	Good · NG
121	FIRE ILK	General error detected by Hardware of burning controller.	CX1317	----------	-------	●	●	----	----	-----	-----	Good · NG
122	VALVE ILK	Valve Open/Close condition error.	SEQUENCER	----------	-------	●	●	----	----	-----	-----	Good · NG
	EMG	EMG	EMG SWITCH	----------	-------			●	●			Good · NG

QUALITY ASSURANCE SECTION
Submission No. (USER No.) :
Type. (형식) :
Heater No. :
Heater Type :

5. HEATER POWER CHECK DATA

1.Heater Teminal Check

Totque Check M12 (Wrench Setting 56N.M)

Screw No.	1
H1	kgf/cm
H2	kgf/cm
H3	kgf/cm
H4	kgf/cm
H5	kgf/cm
H6	kgf/cm

Resistance Check

ZONE	RESISTANCE(Ω)
H1 - H2	
H2 - H3	
H3 - H4	
H4 - H5	

2. Insulation Resistance Test

HEATER POWER #TB221	
R - G	
S - G	

3. Heater Power Data (Max Current & Max Voltage)

All Zone Full Power

ZONE	Current(A)
H1	
H2	
H3	
H4	
H5	
H6	

Each Zone Full Power

ZONE	Voltage (V)
H1 - H2	20.6
H2 - H3	123.6
H3 - H4	60.7
H4 - H5	57.0

Each Zone Full Power

ZONE	Current(A)
H1 - H2 (U)	
H2 - H3 (CU)	
H3 - H4 (CL)	
H4 - H5 (L)	

Power Limit

ZONE	(%)
U	100
CU	100
CL	100
L	100

CT.Alarm Check

ZONE	Trip point	Result
U		
CU		
CL		
L		

4. MECHANISM SENSOR CHECK

1. I/O PORT

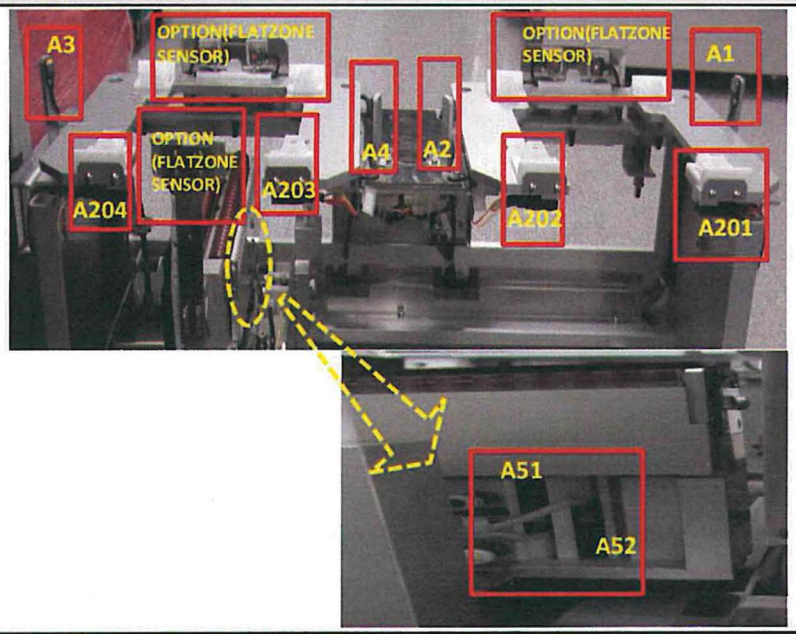



SYMBOL	NAME	SPECIFICATIONS	QT'Y	MAKER	REMARK	RESULT	DATE	CHARGE
~~A1~~	~~PHOTOELECTRIC SENSOR~~	~~E3T-FT11~~	~~1~~	~~OMRON~~	~~FLOODLIGHT~~	~~Good · NG~~	2023 . 01. 19.	
~~A2~~	~~PHOTOELECTRIC SENSOR~~	~~E3T-FT11~~	~~1~~	~~OMRON~~	~~FLOODLIGHT~~	~~Good · NG~~		
~~A3~~	~~PHOTOELECTRIC SENSOR~~	~~E3T-FT11~~	~~1~~	~~OMRON~~	~~FLOODLIGHT~~	~~Good · NG~~		
~~A4~~	~~PHOTOELECTRIC SENSOR~~	~~E3T-FT11~~	~~1~~	~~OMRON~~	~~FLOODLIGHT~~	~~Good · NG~~		
A201	PHOTO SENSOR	EE-SX673	1	OMRON	L PORT PRESENT	Good · NG		
A202	PHOTO SENSOR	EE-SX673	1	OMRON		Good · NG		
A203	PHOTO SENSOR	EE-SX673	1	OMRON	R PORT PRESENT	Good · NG		
A204	PHOTO SENSOR	EE-SX673	1	OMRON		Good · NG		
A50	MAPPING SENSOR	ASW-SG825-Y05	1	TAKEX	WAFER MAPPING	Good · NG		
A51	AUTO SWITCH	D-Y7NW	1	SMC	Guide UP	Good · NG		
A52	AUTO SWITCH	D-Y7NW	1	SMC	Guide DOWN	Good · NG		
A53	AUTO SWITCH	D-F79	1	SMC	OS L Position	Good · NG		
A54	AUTO SWITCH	D-F79	1	SMC	OS R Position	Good · NG		
A55	AUTO SWITCH	D-G79	1	SMC	DR UP	Good · NG		
A56	AUTO SWITCH	D-G79	1	SMC	DR DOWN	Good · NG		
~~FLATZONE~~	~~FLATZONE SENSOR~~	~~E3T-FT11~~	~~6~~	~~OMRON~~	~~FLAT ZONE~~	~~Good · NG~~		

2. FRONT SHUTTER & INTERLOCK SWITCH













SYMBOL	NAME	SPECIFICATIONS	QT'Y	MAKER	REMARK	RESULT	DATE	CHARGE
SS-7229(L)	AREA SENSOR	SS-7229	1	OMRON	F/S SAFETY	Good · NG	2023 . 01. 19.	
SS-7229(R)	AREA SENSOR	SS-7229	1	OMRON		Good · NG		
A401	AUTO SWITCH	D-Y7NW	1	SMC	F/S OPEN	Good · NG		
A402	AUTO SWITCH	D-Y7NW	1	SMC	F/S CLOSE	Good · NG		
S150	MICROSWITCH	22AC-J31	1	YAMATAKE	Loader STOP	Good · NG		
F211	MICROSWITCH	22AC-J31	1	YAMATAKE	Loader STOP	Good · NG		
F212	MICROSWITCH	22AC-J31	1	YAMATAKE	Loader STOP	Good · NG		
F213	MICROSWITCH	22AC-J31	1	YAMATAKE	Loader STOP	Good · NG		
S11	MICROSWITCH	22AC-J31	1	YAMATAKE	Loader STOP	Good · NG		
	PUSH SWITCH	AR22MOR-01RZ0	1	FUJI	Loader STOP	Good · NG		

3. CASETTE LOADER -1









SYMBOL	NAME	SPECIFICATIONS	QT'Y	MAKER	REMARK	RESULT	DATE	CHARGE
A31	PHOTO SENSOR	EE-SX670	1	OMRON	CZ + LIMIT	Good · NG	2023 . 01. 19.	
A32	PHOTO SENSOR	EE-SX670	1	OMRON	CZ INITIAL	Good · NG		
A33	PHOTO SENSOR	EE-SX670	1	OMRON	CZ - LIMIT	Good · NG		
A41	PHOTO SENSOR	EE-SX672	1	OMRON	CS + LIMIT	Good · NG		
A42	PHOTO SENSOR	EE-SX672	1	OMRON	CS INITIAL	Good · NG		
A43	PHOTO SENSOR	EE-SX672	1	OMRON	CS - LIMIT	Good · NG		
S001	MICROSWITCH	V155-1A5	1	OMRON	CZ軸 STOP	Good · NG		

4. CASETTE LOADER -2











SYMBOL	NAME	SPECIFICATIONS	QT'Y	MAKER	REMARK	RESULT	DATE	CHARGE
S10,11	SWITCH 基板	D4EX05772	2	KE	CASSETTE PRESENT	Good · NG	2023 . 01. 19.	
A11	AUTO SWITCH	D-F9N	1	SMC	C/T UNLOCK	Good · NG		
A12	AUTO SWITCH	D-F9N	1	SMC	C/T LOCK	Good · NG		
A13	PHOTO SENSOR	EE-SX671	1	OMRON	CX + LIMIT	Good · NG		
A14	PHOTO SENSOR	EE-SX671	1	OMRON	CX INITIAL	Good · NG		
A15	PHOTO SENSOR	EE-SX671	1	OMRON	CX - LIMIT	Good · NG		
A16	PHOTO SENSOR	EE-SX670	1	OMRON	H BAR PRESENT	Good · NG		
A21	PHOTO SENSOR	EE-SX673	1	OMRON	CY + LIMIT	Good · NG		
A22	PHOTO SENSOR	EE-SX673	1	OMRON	CY INITIAL	Good · NG		
A23	PHOTO SENSOR	EE-SX673	1	OMRON	CY - LIMIT	Good · NG		

5. CASETTE UPPER STAGE



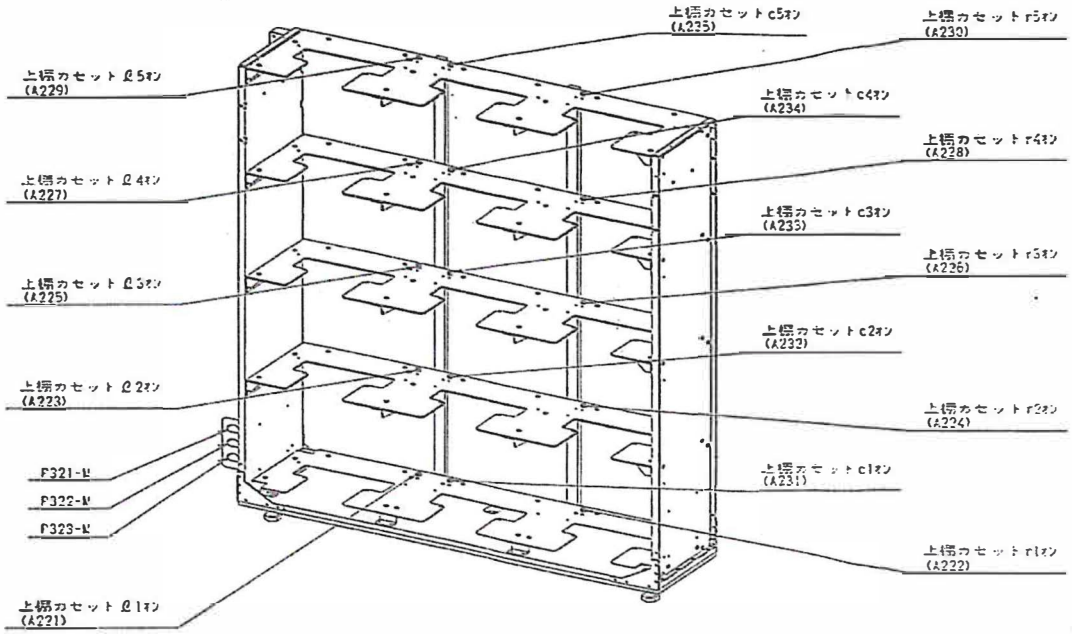

SYMBOL	NAME	SPECIFICATIONS	QT'Y	MAKER	REMARK	RESULT	DATE	CHARGE
A221	PHOTO SENSOR	EE-SX673	1	OMRON	l1 STAGE	Good · NG	2023 . 01. 19.	
A223	PHOTO SENSOR	EE-SX673	1	OMRON	l2 STAGE	Good · NG		
A225	PHOTO SENSOR	EE-SX673	1	OMRON	l3 STAGE	Good · NG		
A227	PHOTO SENSOR	EE-SX673	1	OMRON	l4 STAGE	Good · NG		
A229	PHOTO SENSOR	EE-SX673	1	OMRON	l5 STAGE	Good · NG		
~~A231~~	~~PHOTO SENSOR~~	~~EE-SX673~~	~~1~~	~~OMRON~~	~~c1 STAGE~~	~~Good · NG~~		
~~A232~~	~~PHOTO SENSOR~~	~~EE-SX673~~	~~1~~	~~OMRON~~	~~c2 STAGE~~	~~Good · NG~~		
~~A233~~	~~PHOTO SENSOR~~	~~EE-SX673~~	~~1~~	~~OMRON~~	~~c3 STAGE~~	~~Good · NG~~		
~~A234~~	~~PHOTO SENSOR~~	~~EE-SX673~~	~~1~~	~~OMRON~~	~~c4 STAGE~~	~~Good · NG~~		
~~A235~~	~~PHOTO SENSOR~~	~~EE-SX673~~	~~1~~	~~OMRON~~	~~c5 STAGE~~	~~Good · NG~~		
A222	PHOTO SENSOR	EE-SX673	1	OMRON	r1 STAGE	Good · NG		
A224	PHOTO SENSOR	EE-SX673	1	OMRON	r2 STAGE	Good · NG		
A226	PHOTO SENSOR	EE-SX673	1	OMRON	r3 STAGE	Good · NG		
A228	PHOTO SENSOR	EE-SX673	1	OMRON	r4 STAGE	Good · NG		
A230	PHOTO SENSOR	EE-SX673	1	OMRON	r5 STAGE	Good · NG		

6. CASETTE T/R STAGE



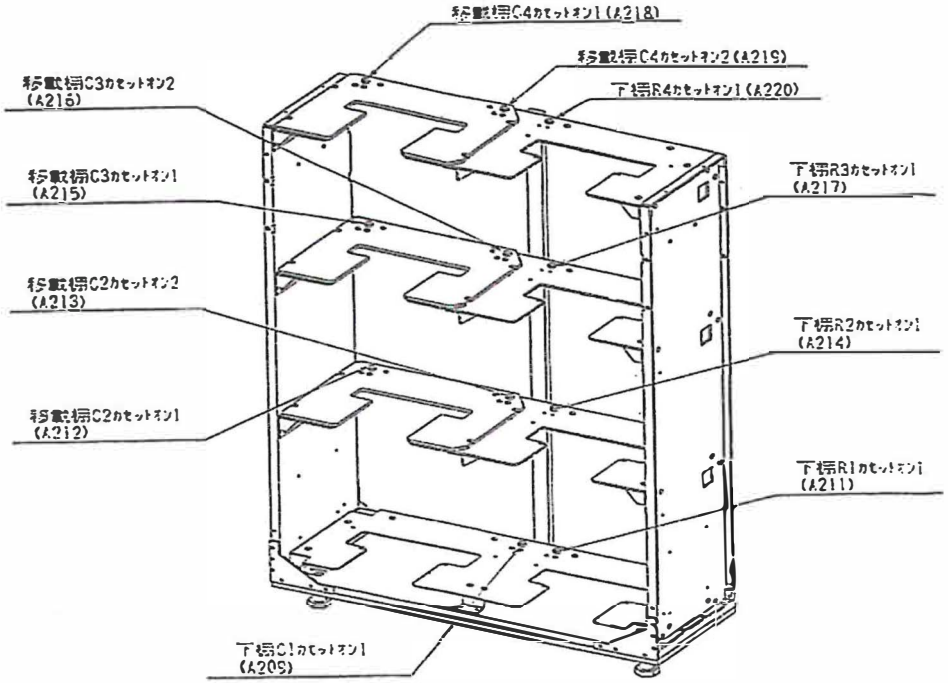

SYMBOL	NAME	SPECIFICATIONS	QT'Y	MAKER	REMARK	RESULT	DATE	CHARGE
~~A1~~	~~PHOTO SENSOR~~	~~E3EV-R61~~	~~1~~	~~OMRON~~	~~C4 WAFER PROTRUDE~~	~~Good · NG~~		
~~A2~~	~~PHOTO SENSOR~~	~~E3EV-R61~~	~~1~~	~~OMRON~~	~~C3 WAFER PROTRUDE~~	~~Good · NG~~		
~~A3~~	~~PHOTO SENSOR~~	~~E3EV-R61~~	~~1~~	~~OMRON~~	~~C2 WAFER PROTRUDE~~	~~Good · NG~~		
A209	PHOTO SENSOR	EE-SX673	1	OMRON	C1 STAGE	Good · NG	2023 . 01. 19.	
A212	PHOTO SENSOR	EE-SX673	1	OMRON	C2-1 STAGE	Good · NG		
A213	PHOTO SENSOR	EE-SX673	1	OMRON	C2-2 STAGE	Good · NG		
A215	PHOTO SENSOR	EE-SX673	1	OMRON	C3-1 STAGE	Good · NG		
A216	PHOTO SENSOR	EE-SX673	1	OMRON	C3-2 STAGE	Good · NG		
A218	PHOTO SENSOR	EE-SX673	1	OMRON	C4-1 STAGE	Good · NG		
A219	PHOTO SENSOR	EE-SX673	1	OMRON	C4-2 STAGE	Good · NG		
A211	PHOTO SENSOR	EE-SX673	1	OMRON	R1 STAGE	Good · NG		
A214	PHOTO SENSOR	EE-SX673	1	OMRON	R2 STAGE	Good · NG		
A217	PHOTO SENSOR	EE-SX673	1	OMRON	R3 STAGE	Good · NG		
A220	PHOTO SENSOR	EE-SX673	1	OMRON	R4 STAGE	Good · NG		

7. LOADING AREA SENSOR CHECK-1

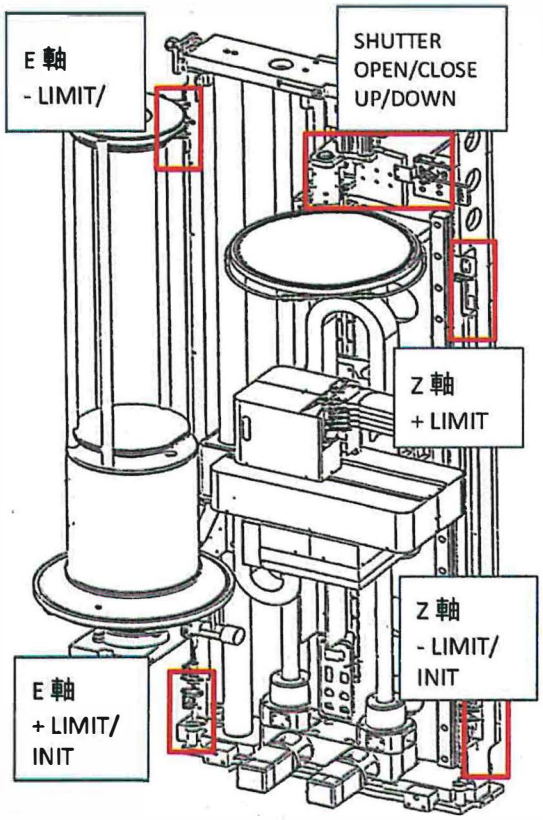

< SHUTTER >





< Z 軸 >





< E 軸 >





SYMBOL	NAME	SPECIFICATIONS	QT'Y	MAKER	REMARK	RESULT	DATE	CHARGE
A403	AUTO SWITCH	D-F79	1	SMC	SHUTTER OPEN	Good · NG	2023 . 01. 19.	
A404	AUTO SWITCH	D-F79	1	SMC	SHUTTER CLOSE	Good · NG		
A64	PHOTO SENSOR	EE-SX671	1	OMRON	SHUTTER UP	Good · NG		
A65	PHOTO SENSOR	EE-SX671	1	OMRON	SHUTTER DOWN	Good · NG		
A61	PHOTO SENSOR	EE-SX670	1	OMRON	Z 軸 + LIMIT	Good · NG		
A62	PHOTO SENSOR	EE-SX670	1	OMRON	Z 軸 INITIAL	Good · NG		
A63	PHOTO SENSOR	EE-SX670	1	OMRON	Z 軸 - LIMIT	Good · NG		
A71	PHOTO SENSOR	EE-SX670	1	OMRON	E 軸 - LIMIT	Good · NG		
A72	PHOTO SENSOR	EE-SX670	1	OMRON	E 軸 CAP POSITION	Good · NG		
A73	PHOTO SENSOR	EE-SX670	1	OMRON	E 軸 INITIAL	Good · NG		
A74	PHOTO SENSOR	EE-SX670	1	OMRON	E 軸 + LIMIT	Good · NG		

8. LOADING AREA SENSOR CHECK-2





SYMBOL	NAME	SPECIFICATIONS	QT'Y	MAKER	REMARK	RESULT	DATE	CHARGE
S002	MICROSWITCH	D2VW-5L2A-1M	1	OMRON	Z 軸 STOP SWITCH(R)	Good · NG	2023 . 01. 19.	
S003	MICROSWITCH	D2VW-5L2A-1M	1	OMRON	Z 軸 STOP SWITCH(L)	Good · NG		
~~S004~~	~~MICROSWITCH~~	~~V155-1A5~~	~~1~~	~~OMRON~~	~~E 軸 STOP SWITCH(R)~~	~~Good · NG~~		
~~S005~~	~~MICROSWITCH~~	~~V155-1A5~~	~~1~~	~~OMRON~~	~~E 軸 STOP SWITCH(L)~~	~~Good · NG~~		

9. WAFER TRANSFER







SYMBOL	NAME	SPECIFICATIONS	QT'Y	MAKER	REMARK	RESULT	DATE	CHARGE
A81	PHOTO SENSOR	EE-SX670	1	OMRON	Y 軸 INITIAL	Good · NG		
A82	PHOTO SENSOR	EE-SX670	1	OMRON	Y 軸 + LIMIT	Good · NG		
A83	PHOTO SENSOR	EE-SX670	1	OMRON	Y 軸 - LIMIT	Good · NG		
A92	PHOTO SENSOR	EE-SX670	1	OMRON	X 軸 INITIAL	Good · NG		
A93	PHOTO SENSOR	EE-SX670	1	OMRON	X 軸 + LIMIT	Good · NG		
A101	PHOTO SENSOR	EE-SX673	1	OMRON	V 軸 INITIAL	Good · NG		
A102	PHOTO SENSOR	EE-SX673	1	OMRON	V 軸 - LIMIT	Good · NG		
A425	PHOTO SENSOR	D-F79	1	SMC	VS 軸 LOCK	Good · NG		
A426	PHOTO SENSOR	D-F79	1	SMC	VS 軸 UNLOCK	Good · NG		
A121	PHOTO SENSOR	HPX-T1-043 / (FX-7)	1	YAMATAKE / (SUNX)	WAFER SENS1	Good · NG		
A122	PHOTO SENSOR	HPX-T1-043 / (FX-7)	1		WAFER SENS2	Good · NG		
A123	PHOTO SENSOR	HPX-T1-043 / (FX-7)	1		WAFER SENS3	Good · NG		
A124	PHOTO SENSOR	HPX-T1-043 / (FX-7)	1		WAFER SENS4	Good · NG		
A125	PHOTO SENSOR	HPX-H1 / (FX-7)	1		WAFER SENS5	Good · NG		

6. MECHA POSITION DATA

OR-AXIS			RESULT	DATE	REMARK
2	00500000	REAR SET	Good · NG	2023. 02.02.	
3	00500000	FRONT SET	Good · NG		
4	00500000	FOR RETRYING1	Good · NG		
5	00000000	FOR RETRYING2	Good · NG		
CY-AXIS			**RESULT**	**DATE**	**REMARK**
1	00499800	HOME	Good · NG	2023. 02.02.	
2	00507340	CASSETTE SLOPE POSITION	Good · NG		
3	00808540	I/O.S TRANSFER	Good · NG		
4	00661690	BAR CODE READ LEFT	Good · NG		
5	00661690	BAR CODE READ RIGHT	Good · NG		
CX-AXIS			**RESULT**	**DATE**	**REMARK**
1	00499980	HOME	Good · NG	2023. 02.02.	
6	00502624	LOW RACK CENTER 1	Good · NG		
7	00502568	LOW RACK CENTER 2	Good · NG		
8	00502572	LOW RACK CENTER 3	Good · NG		
9	00502572	LOW RACK CENTER 4	Good · NG		
10	00502660	LOW RACK RIGHT 1	Good · NG		
11	00502660	LOW RACK RIGHT 2	Good · NG		
12	00502660	LOW RACK RIGHT 3	Good · NG		
13	00502660	LOW RACK RIGHT 4	Good · NG		
14	00502660	UPPER RACK LEFT 1	Good · NG		
15	00502644	UPPER RACK LEFT 2	Good · NG		
16	00502644	UPPER RACK LEFT 3	Good · NG		
17	00502644	UPPER RACK LEFT 4	Good · NG		
18	00502644	UPPER RACK LEFT 5	Good · NG		
20	00502660	UPPER RACK RIGHT 1	Good · NG		
21	00502660	UPPER RACK RIGHT 2	Good · NG		
22	00502660	UPPER RACK RIGHT 3	Good · NG		
23	00502660	UPPER RACK RIGHT 4	Good · NG		
24	00502660	UPPER RACK RIGHT 5	Good · NG		

6-1. MECHA POSITION DATA

CS-AXIS			RESULT	DATE	REMARK
1	00499800	HOME	Good · NG	2023. 02.02.	
2	00640317	I/O.S RIGHT	Good · NG		
3	00498278	I/O.S LEFT	Good · NG		
4	00640342	SUB RACK RIGHT1	Good · NG		
5	00498302	SUB RACK LEFT1	Good · NG		
6	00548690	LOW RACK CENTER 1	Good · NG		
7	00549278	LOW RACK CENTER 2	Good · NG		
8	00549768	LOW RACK CENTER 3	Good · NG		
9	00549892	LOW RACK CENTER 4	Good · NG		
10	00548284	UPPER RACK LEFT	Good · NG		
15	00607698	LOWER BUFFER POS.	Good · NG		
20	00678244	UPPER RACK RIGHT POS.	Good · NG		
21	00715894	CY SUB ROTATE POS.	Good · NG		
22	00640342	SUB RACK RIGHT2	Good · NG		
23	00498302	SUB RACK LEFT2	Good · NG		
CZ-AXIS			**RESULT**	**DATE**	**REMARK**
1	00499800	HOME	Good · NG	2023. 02.02.	
2	00916555	I/O.S LOWER	Good · NG		
3	00988196	I/O.S UPPER	Good · NG		
4	01795637	SUB RACK LOWER POS	Good · NG		
5	01868454	SUB RACK UPPER POS	Good · NG		
6	00517820	LOW RACK1 THROW POS	Good · NG		
7	00736124	LOW RACK2 THROW POS	Good · NG		
8	00950309	LOW RACK3 THROW POS	Good · NG		
9	01165423	LOW RACK4 THROW POS	Good · NG		
10	01453225	UPPER RACK1 THROW POS	Good · NG		
11	01663400	UPPER RACK2 THROW POS	Good · NG		
12	01876500	UPPER RACK3 THROW POS	Good · NG		
13	02089200	UPPER RACK4 THROW POS	Good · NG		
14	02299500	UPPER RACK5 THROW POS	Good · NG		
15	00516602	LOWER BUFFER1 THROW POS	Good · NG		
16	00730289	LOWER BUFFER2 THROW POS	Good · NG		
17	00946492	LOWER BUFFER3 THROW POS	Good · NG		
18	01161346	LOWER BUFFER4 THROW POS	Good · NG		
19	02129283	SUB RACK2 LOWER POS	Good · NG		
20	02215725	SUB RACK2 UPPER POS	Good · NG		
21	00795921	I/O.S LOWER CY ROTARE POS	Good · NG		

6-2 MECHA POSITION DATA

V-AXIS			RESULT	DATE	REMARK
1	14982229	HOME	Good · NG	2023. 02.02.	
2	14981896	CASSETTE	Good · NG		
3	14981896	BOAT 1	Good · NG		
4	14981896	BOAT 2	Good · NG		
Z-AXIS			**RESULT**	**DATE**	**REMARK**
1	00499899	HOME	Good · NG	2023. 02.02.	
2	00618289	BOAT BOTTOM	Good · NG		
4	00685987	TRANSFER RACK 2	Good · NG		
5	00900496	TRANSFER RACK 3	Good · NG		
6	01115652	TRANSFER RACK 4	Good · NG		
10	00499700	BOAT TOP (VST)	Good · NG		
11	00499700	BOAT TOP (VEX1)	Good · NG		
12	00499700	BOAT TOP (VST2)	Good · NG		
22	00497000	AUTO TEACHING	Good · NG		
24	00497000	MAINTENANCE POSITION	Good · NG		
X-AXIS			**RESULT**	**DATE**	**REMARK**
1	00499800	HOME	Good · NG	2023. 02.02.	
2	00501949	BOAT BOTTOM	Good · NG		
4	00513149	TRANSFER RACK 2	Good · NG		
5	00513149	TRANSFER RACK 3	Good · NG		
6	00513149	TRANSFER RACK 4	Good · NG		
10	00499990	BOAT TOP (VST)	Good · NG		
11	00499990	BOAT TOP (VEX1)	Good · NG		
12	00499990	BOAT TOP (VST2)	Good · NG		
22	00499800	AUTO TEACHING	Good · NG		
24	00499800	MAINTENANCE POSITION	Good · NG		
Y-AXIS			**RESULT**	**DATE**	**REMARK**
1	00499900	HOME	Good · NG	2023. 02.02.	
2	00522178	BOAT BOTTOM	Good · NG		
4	00506648	TRANSFER RACK 2	Good · NG		
5	00506648	TRANSFER RACK 3	Good · NG		
6	00506648	TRANSFER RACK 4	Good · NG		
10	00499800	BOAT TOP (VST)	Good · NG		
11	00499800	BOAT TOP (VEX1)	Good · NG		
12	00499800	BOAT TOP (VST2)	Good · NG		
22	00499800	AUTO TEACHING	Good · NG		
23	00514332	Y-AXIS ESCAPE	Good · NG		
24	00499800	MAINTENANCE POSITION	Good · NG		

6-3 MECHA POSITION DATA

E-AXIS			RESULT	DATE	REMARK
1	15030000	HOME	Good · NG	2023. 02.02.	
2	03408791	CAP	Good · NG		
3	15000000	MAINTE UP	Good · NG		
4	15030000	MAINTE DOWN	Good · NG		
5	14930000	SPEED POINT 1(LOWER)	Good · NG		
6	03500000	SPEED POINT 2(UPPER)	Good · NG		
7	15030000	QUARTZ MAINTENANCE (UP)	Good · NG		
8	15030000	QUARTZ MAINTENANCE (DOWN)	Good · NG		
R-AXIS			**RESULT**	**DATE**	**REMARK**
1	00499800	HOME	Good · NG	2023.02.02.	

7. MECHA SPEED DATA

CY-AXIS

No.	SPEED	SPEED NAME & EXPLANATION	RESULT	DATE	REMARK
1	00500	INITIAL/DECEL LAST SPEED	Good · NG	2023 . 01. 19.	
2	02000	INITIALIZING SPEED	Good · NG		
3	05000	ADJUST MODE SPEED (A,B)	Good · NG		
4	05000	ADJUST MODE SPEED (S,T)	Good · NG		
5	24000	AUTOMATIC OPERATION SPEED (NO WEIGHT)	Good · NG		
6	18000	AUTOMATIC OPERATION SPEED (WEIGHT)	Good · NG		
7	00500	NOT USED	Good · NG		
8	00500	NOT USED	Good · NG		
No.	**ACCEL**	**ACCEL NAME & EXPLANATION**	**RESULT**	**DATE**	**REMARK**
1	00500	ACCEL/DECEL SPEED AT EXCEPT FOR NO.6	Good · NG	2023 . 01. 19.	
2	00100	ACCEL/DECEL SPEED AT NO.6	Good · NG		

CX-AXIS

No.	SPEED	SPEED NAME & EXPLANATION	RESULT	DATE	REMARK
1	00150	INITIAL/DECEL LAST SPEED	Good · NG	**2023 . 01. 19.**	
2	00500	INITIALIZING SPEED	Good · NG		
3	05000	ADJUST MODE SPEED (A,B)	Good · NG		
4	05000	ADJUST MODE SPEED (S,T)	Good · NG		
5	25000	AUTOMATIC OPERATION SPEED (NO WEIGHT)	Good · NG		
6	10000	AUTOMATIC OPERATION SPEED (WEIGHT)	Good · NG		
7	05000	NOT USED	Good · NG		
8	05000	NOT USED	Good · NG		
No.	**ACCEL**	**ACCEL NAME & EXPLANATION**	**RESULT**	**DATE**	**REMARK**
1	00300	ACCEL/DECEL SPEED AT EXCEPT FOR NO.6	Good · NG	2023 . 01.19.	
2	00150	ACCEL/DECEL SPEED AT NO.6	Good · NG		

CS-AXIS

No.	SPEED	SPEED NAME & EXPLANATION	RESULT	DATE	REMARK
1	00150	INITIAL/DECEL LAST SPEED	Good · NG	2023 . 01. 19.	
2	01000	INITIALIZING SPEED	Good · NG		
3	04000	ADJUST MODE SPEED (A,B)	Good · NG		
4	04000	ADJUST MODE SPEED (S,T)	Good · NG		
5	10000	AUTOMATIC OPERATION SPEED (NO WEIGHT)	Good · NG		
6	10000	AUTOMATIC OPERATION SPEED (WEIGHT)	Good · NG		
7	03000	NOT USED	Good · NG		
8	03000	NOT USED	Good · NG		
No.	**ACCEL**	**ACCEL NAME & EXPLANATION**	**RESULT**	**DATE**	**REMARK**
1	00200	ACCEL/DECEL SPEED AT EXCEPT FOR NO.6	Good · NG	2023 . 01.19.	
2	00200	ACCEL/DECEL SPEED AT NO.6	Good · NG		

CZ-AXIS

No.	SPEED	SPEED NAME & EXPLANATION	RESULT	DATE	REMARK
1	00500	INITIAL/DECEL LAST SPEED	Good · NG	2023 . 01. 19.	
2	01250	INITIALIZING SPEED	Good · NG		
3	02500	ADJUST MODE SPEED (A,B)	Good · NG		
4	02500	ADJUST MODE SPEED (S,T)	Good · NG		
5	30000	AUTOMATIC OPERATION SPEED (NO WEIGHT)	Good · NG		
6	30000	AUTOMATIC OPERATION SPEED (WEIGHT)	Good · NG		
7	02200	DELTA CZ UP SPEED OR TRANSFER UP CASSETTE	Good · NG		
8	02200	DELTA CZ DOWN SPEED OR TRANSFER DOWN CASSETTE	Good · NG		
No.	**ACCEL**	**ACCEL NAME & EXPLANATION**	**RESULT**	**DATE**	**REMARK**
1	01200	ACCEL/DECEL SPEED AT EXCEPT FOR NO.6	Good · NG	2023 . 01.19.	
2	01200	ACCEL/DECEL SPEED AT NO.6	Good · NG		

7-1. MECHA SPEED DATA

V-AXIS

No.	SPEED	SPEED NAME & EXPLANATION	RESULT	DATE	REMARK
1	00200	INITIAL/DECEL LAST SPEED	Good · NG	2023 . 01. 19.	
2	02000	INITIALIZING SPEED	Good · NG		
3	04000	ADJUST MODE SPEED (A,B)	Good · NG		
4	04000	ADJUST MODE SPEED (S,T)	Good · NG		
5	10000	AUTOMATIC OPERATION SPEED (NO WEIGHT)	Good · NG		
6	10000	AUTOMATIC OPERATION SPEED (WEIGHT)	Good · NG		
7	00500	NOT USED	Good · NG		
8	00500	NOT USED	Good · NG		
No.	**ACCEL**	**ACCEL NAME & EXPLANATION**	**RESULT**	**DATE**	**REMARK**
1	00100	ACCEL/DECEL SPEED AT EXCEPT FOR NO.6	Good · NG	2023 . 01.19.	
2	00100	ACCEL/DECEL SPEED AT NO.6	Good · NG		

Z-AXIS

No.	SPEED	SPEED NAME & EXPLANATION	RESULT	DATE	REMARK
1	00025	INITIAL/DECEL LAST SPEED	Good · NG	2023 . 01. 19.	
2	01250	INITIALIZING SPEED	Good · NG		
3	02900	ADJUST MODE SPEED (A,B)	Good · NG		
4	12000	ADJUST MODE SPEED (S,T) ---> HELP	Good · NG		
5	20000	AUTOMATIC OPERATION SPEED (NO WEIGHT)	Good · NG		
6	20000	AUTOMATIC OPERATION SPEED (WEIGHT) ---> HELP	Good · NG		
7	01000	DELTA Z UP SPEED	Good · NG		
8	01000	DELTA Z DOWN SPEED	Good · NG		
No.	**ACCEL**	**ACCEL NAME & EXPLANATION**	**RESULT**	**DATE**	**REMARK**
1	00800	ACCEL/DECEL SPEED AT EXCEPT FOR NO.6 ---> HELP	Good · NG	2023 . 01. 19.	
2	00400	ACCEL/DECEL SPEED AT NO.6	Good · NG		

X-AXIS

No.	SPEED	SPEED NAME & EXPLANATION	RESULT	DATE	REMARK
1	00300	INITIAL/DECEL LAST SPEED	Good · NG	2023 . 01. 19.	
2	00500	INITIALIZING SPEED	Good · NG		
3	02000	ADJUST MODE SPEED (A,B)	Good · NG		
4	02000	ADJUST MODE SPEED (S,T)	Good · NG		
5	15000	AUTOMATIC OPERATION SPEED (NO WEIGHT)	Good · NG		
6	15000	AUTOMATIC OPERATION SPEED (WEIGHT)	Good · NG		
7	15000	NOT USED ---> HELP	Good · NG		
8	00400	NOT USED	Good · NG		
No.	**ACCEL**	**ACCEL NAME & EXPLANATION**	**RESULT**	**DATE**	**REMARK**
1	00400	ACCEL/DECEL SPEED AT EXCEPT FOR NO.6 ---> HELP	Good · NG	2023 . 01. 19.	
2	00400	ACCEL/DECEL SPEED AT NO.6 ---> HELP	Good · NG		

Y-AXIS

No.	SPEED	SPEED NAME & EXPLANATION	RESULT	DATE	REMARK
1	00100	INITIAL/DECEL LAST SPEED	Good · NG	2023 . 01. 19.	
2	02000	INITIALIZING SPEED	Good · NG		
3	08000	ADJUST MODE SPEED (A,B)	Good · NG		
4	08000	ADJUST MODE SPEED (S,T)	Good · NG		
5	45000	AUTOMATIC OPERATION SPEED (NO WEIGHT)	Good · NG		
6	45000	AUTOMATIC OPERATION SPEED (WEIGHT)	Good · NG		
7	08000	NOT USED	Good · NG		
8	08000	NOT USED	Good · NG		
No.	**ACCEL**	**ACCEL NAME & EXPLANATION**	**RESULT**	**DATE**	**REMARK**
1	00750	ACCEL/DECEL SPEED AT EXCEPT FOR NO.6	Good · NG	2023 . 01. 19.	
2	00500	ACCEL/DECEL SPEED AT NO.6	Good · NG		

7-2. MECHA SPEED DATA

E-AXIS

No.	SPEED	SPEED NAME & EXPLANATION	RESULT	DATE	REMARK
1	00200	INITIAL/DECEL LAST SPEED	Good · NG	2023 . 01. 19.	
2	01000	INITIALIZING SPEED	Good · NG		
3	10000	ADJUST MODE SPEED (A,B)	Good · NG		
4	01000	ADJUST MODE SPEED (S,T)	Good · NG		
5	10000	AUTOMATIC OPERATION SPEED	Good · NG		
6	10000	AUTOMATIC OPERATION SPEED (USE IN CASE BOAT EV NUMBEROUS STEP CONTROL)	Good · NG		
7	10000	AUTOMATIC OPERATION SPEED (USE IN CASE BOAT EV NUMBEROUS STEP CONTROL)	Good · NG		
8	01000	MOVE TO MAINTE	Good · NG		

No.	ACCEL	SPEED NAME & EXPLANATION	RESULT	DATE	REMARK
1	00100	ACCEL/DECEL SPEED AT EXCEPT FOR NO.6	Good · NG	2023 . 01. 19.	
2	00100	ACCEL/DECEL SPEED AT NO.6	Good · NG		

R-AXIS

No.	SPEED	SPEED NAME & EXPLANATION	RESULT	DATE	REMARK
1	00200	INITIAL/DECEL LAST SPEED	Good · NG	2023 . 01. 19.	
2	01000	INITIALIZING SPEED	Good · NG		
3	01000	ADJUST MODE SPEED (A,B)	Good · NG		
4	00600	ADJUST MODE SPEED (S,T)	Good · NG		
5	01000	AUTOMATIC OPERATION SPEED	Good · NG		
6	01200	NOT USED	Good · NG		
7	00600	NOT USED	Good · NG		
8	00600	NOT USED	Good · NG		

No.	ACCEL	SPEED NAME & EXPLANATION	RESULT	DATE	REMARK
1	00100	ACCEL/DECEL SPEED AT EXCEPT FOR NO.6	Good · NG	2023 . 01. 19.	
2	00100	ACCEL/DECEL SPEED AT NO.6	Good · NG		

QUALITY ASSURANCE SECTION
Submission No. (USER No.) :
Type. (형식) :

8. MOVEMENT PARAMETER CHECK LIST

MOP 1

	1	2	3	4	5	6	7	8	9	10
FLAG	OFF	OFF	OFF	OFF	OFF	OFF	OFF	ON	ON	ON
MODE	0	0	4	1	0	0	1	0	0	0
TIME	30.00	30.00	01.00	01.00	00.05	00.05	00.05	00.04	00.00	00.00
PITCH	19.25	15.90	05.00	05.00	05.00	05.00	06.00	06.50	06.50	06.00
JOG	00.20	00.20	01.00	00.20	00.20	00.00	00.20	00.20	00.05	00.05
VALUE	0026	0001	0025	0000	0000	0000	0000	0000	0000	0000

	11	12	13	14	15	16	17	18	19	20
FLAG	ON	ON	OFF	OFF	OFF	ON	OFF	OFF	ON	OFF
MODE	1	0	0	0	0	0	2	0	0	0
TIME	00.00	00.00	00.00	00.00	00.00	00.00	00.00	00.00	00.00	00.00
PITCH	32.00	19.25	19.20	00.00	00.00	00.00	00.00	00.00	00.00	00.00
JOG	01.00	01.00	00.20	00.20	00.20	00.20	00.00	00.00	00.00	00.00
VALUE	0000	0000	0000	0000	0000	0000	0000	0000	0000	0000

MOP 2

	21	22	23	24	25	26	27	28	29	30
FLAG	OFF	ON	ON	ON	ON	ON	OFF	OFF	OFF	OFF
MODE	0	0	0	0	0	0	0	0	0	0
TIME	00.00	01.30	00.00	00.10	00.00	00.00	00.10	00.00	00.00	00.00
PITCH	00.00	00.00	00.00	00.00	00.00	00.00	00.00	00.00	00.00	00.00
JOG	00.00	00.00	01.50	01.50	01.50	01.50	01.50	01.50	01.50	01.50
VALUE	0000	0000	0000	0000	0000	0000	0000	0000	0000	0011

	31	32	33	34	35	36	37	38	39	40
FLAG	ON	ON	OFF	OFF	OFF	OFF	OFF	ON	OFF	ON
MODE	0	0	0	0	0	0	0	0	0	0
TIME	00.00	00.00	00.00	00.14	00.00	00.00	00.00	00.00	00.00	00.00
PITCH	00.00	00.00	00.00	00.00	00.00	00.00	00.00	00.00	00.00	00.00
JOG	01.50	01.50	01.50	01.50	00.00	00.00	00.00	00.00	00.00	00.00
VALUE	0000	0000	0000	0000	0000	0000	0000	0000	0000	0001

AC Power Terminal Check Sheet

NO	Point	對象寫真	Setting Tool	Torque (Spec)	Section	Power Turn-on前 (1次) (確認者)			Final Check時 (2次) (確認者)			総合判定
					1次側 2次側	Fix	Torque	Mark	Fix	Torque	Mark	Result
1	Heater Power (TB221)			M12 : 44N*m M10 : 25N*m M8 : 12N*m	○ ●	√	√	√	√	√	√	Good · NG
					○ ●	√	√	√	√	√	√	
					○ ●	√	√	√	√	√	√	
					○ ○							
2	Control Power (TB213)			M4: 170cN*m M5: 320cN*m	1次側 2次側	Fix	Torque	Mark	Fix	Torque	Mark	Result
					○ ●	√	√	√	√	√	√	Good · NG
					○ ●	√	√	√	√	√	√	
3	C.UT Power (TB211)				○ ●	√	√	√	√	√	√	
					○ ●	√	√	√	√	√	√	
					○ ●	√	√	√	√	√	√	
4	Heater Breaker (CB221)			M10 : 25N*m M8 : 12N*m	1次側 2次側	Fix	Torque	Mark	Fix	Torque	Mark	Result
					● ●	√	√	√	√	√	√	Good · NG
					○ ○							
					● ●	√	√	√	√	√	√	
5	Control Breaker (CB212)			M8 : 12N*m M5: 320cN*m	1次側 2次側	Fix	Torque	Mark	Fix	Torque	Mark	Result
					● ●	√	√	√	√	√	√	Good · NG
					● ●	√	√	√	√	√	√	
6	MAIN Breaker (CB210)			M4: 170cN*m M5: 320cN*m	1次側 2次側	Fix	Torque	Mark	Fix	Torque	Mark	Result
					○ ○							Good · NG
					○ ○							
7	C.UT Breaker (CB211)			M4: 170cN*m M5: 320cN*m	1次側 2次側	Fix	Torque	Mark	Fix	Torque	Mark	Result
					● ●	√	√	√	√	√	√	Good · NG
					● ●	√	√	√	√	√	√	
8	Torch Breaker (CB213)			M4: 170cN*m M5: 320cN*m	1次側 2次側	Fix	Torque	Mark	Fix	Torque	Mark	Result
					● ●	√	√	√	√	√	√	Good · NG
					● ●	√	√	√	√	√	√	
11	Heater Cable (TB721)			M12 : 44N*m M10 : 25N*m	1次側 2次側	Fix	Torque	Mark	Fix	Torque	Mark	Result
					● ○	√	√	√	√	√	√	Good · NG
					● ○	√	√	√	√	√	√	
					● ○	√	√	√	√	√	√	
					● ○	√	√	√	√	√	√	
					● ○	√	√	√	√	√	√	
					○ ○							
12	Terminal Block (TB711)			M4: 170cN*m M5: 320cN*m	1次側 2次側	Fix	Torque	Mark	Fix	Torque	Mark	Result
					● ○	√	√	√	√	√	√	Good · NG
					● ○	√	√	√	√	√	√	
					● ○	√	√	√	√	√	√	
					● ○	√	√	√	√	√	√	
					● ○	√	√	√	√	√	√	
					● ○	√	√	√	√	√	√	
					● ○	√	√	√	√	√	√	
					● ○	√	√	√	√	√	√	
					○ ○							
13	Terminal Block (TB712)			M4: 170cN*m M5: 320cN*m	1次側 2次側	Fix	Torque	Mark	Fix	Torque	Mark	Result
					● ○	√	√	√	√	√	√	Good · NG
					● ○	√	√	√	√	√	√	
					● ○	√	√	√	√	√	√	
					● ○	√	√	√	√	√	√	
					● ○	√	√	√	√	√	√	
					● ○	√	√	√	√	√	√	
					● ○	√	√	√	√	√	√	
					○ ○							
					○ ○							

14	Terminal Block (TB714)			M4: 170cN*m M5: 320cN*m	1次側 2次側	Fix	Torque	Mark	Fix	Torque	Mark	Result		
					● ○	√	√	√	√	√	√	Good · NG		
					● ○	√	√	√	√	√	√			
					● ○	√	√	√	√	√	√			
					○ ○									
15	Terminal Block (TB713)			M4: 170cN*m M5: 320cN*m	1次側 2次側	Fix	Torque	Mark	Fix	Torque	Mark	Result		
					● ●	√	√	√	√	√	√			
					● ●	√	√	√	√	√	√			
					● ●	√	√	√	√	√	√			
					● ●	√	√	√	√	√	√	Good · NG		
					● ●	√	√	√	√	√	√			
					● ●	√	√	√	√	√	√			
16	Terminal Block (TB111)			M4: 170cN*m M5: 320cN*m	1次側 2次側	Fix	Torque	Mark	Fix	Torque	Mark	Result		
					● ●	√	√	√	√	√	√			
					● ●	√	√	√	√	√	√			
					● ●	√	√	√	√	√	√			
					● ●	√	√	√	√	√	√			
					● ●	√	√	√	√	√	√			
					● ●	√	√	√	√	√	√	Good · NG		
					● ●	√	√	√	√	√	√			
					● ●	√	√	√	√	√	√			
					● ●	√	√	√	√	√	√			
					● ●	√	√	√	√	√	√			
					● ●	√	√	√	√	√	√			
17	Terminal Block (TB112)			M4: 170cN*m M5: 320cN*m	1次側 2次側	Fix	Torque	Mark	Fix	Torque	Mark	Result		
					● ●	√	√	√	√	√	√			
					● ●	√	√	√	√	√	√			
					● ●	√	√	√	√	√	√			
					● ●	√	√	√	√	√	√			
					● ●	√	√	√	√	√	√			
					● ●	√	√	√	√	√	√	Good · NG		
					● ●	√	√	√	√	√	√			
					● ●	√	√	√	√	√	√			
					● ●	√	√	√	√	√	√			
					● ●	√	√	√	√	√	√			
					● ●	√	√	√	√	√	√			
18	Terminal Block (TB114)			M4: 170cN*m M5: 320cN*m	1次側 2次側	Fix	Torque	Mark	Fix	Torque	Mark	Result		
					● ●	√	√	√	√	√	√			
					● ●	√	√	√	√	√	√	Good · NG		
					○ ○									
					○ ○									
19	Terminal Block (TB214)			M4: 170cN*m M5: 320cN*m	1次側 2次側	Fix	Torque	Mark	Fix	Torque	Mark	Result		
					● ●	√	√	√	√	√	√			
					● ●	√	√	√	√	√	√			
					● ●	√	√	√	√	√	√			
					● ●	√	√	√	√	√	√	Good · NG		
					● ●	√	√	√	√	√	√			
					● ●	√	√	√	√	√	√			
20	Terminal Block (TB722)			M4: 170cN*m M5: 320cN*m	1次側 2次側	Fix	Torque	Mark	Fix	Torque	Mark			
					● ○	√	√	√	√	√	√			
					● ○	√	√	√	√	√	√			
					● ○	√	√	√	√	√	√	Good · NG		
					● ○	√	√	√	√	√	√			
					● ○	√	√	√	√	√	√			
21	Terminal Block (TB212)			M4: 170cN*m M5: 320cN*m	1次側 2次側	Fix	Torque	Mark	Fix	Torque	Mark	Result		
					● ●	√	√	√	√	√	√			
					● ●	√	√	√	√	√	√			
					● ●	√	√	√	√	√	√	Good · NG		
					● ●	√	√	√	√	√	√			
					● ●	√	√	√	√	√	√			
					● ●	√	√	√	√	√	√			
21	Terminal Block (TB222)			M4: 170cN*m M5: 320cN*m	1次側 2次側	Fix	Torque	Mark	Fix	Torque	Mark	Result		
					● ●	√	√	√	√	√	√			
					● ●	√	√	√	√	√	√			
					● ●	√	√	√	√	√	√	Good · NG		
					● ●	√	√	√	√	√	√			
					● ●	√	√	√	√	√	√			
22	Terminal Block (TB001)			M4: 170cN*m M5: 320cN*m	1次側 2次側	Fix	Torque	Mark	Fix	Torque	Mark	Result		
					● ●	√	√	√	√	√	√			
					● ●	√	√	√	√	√	√			
					● ●	√	√	√	√	√	√			
					● ●	√	√	√	√	√	√			
					● ●	√	√	√	√	√	√	Good · NG		
					● ●	√	√	√	√	√	√			
					● ●	√	√	√	√	√	√			
					● ●	√	√	√	√	√	√			
					● ●	√	√	√	√	√	√			
					● ●	√	√	√	√	√	√			
					● ●	√	√	√	√	√	√			

Heater/Control Power Check Sheet

NO	Point	對象寫真	Setting Tool	Torque (Spec)	Section		1次 確認者			2次 確認者			絶縁Tape状態 (確認者)	総合判定
							Torque	Mark	Wiring Check	Torque	Mark	Wiring Check		
21	Heater Transformer (Power Inlet)			M8 : 12N*m M10 : 25N*m	U (L)	●	√	√	√	√	√	√	Park .KM	Good · NG
					V (N)	●	√	√	√	√	√	√	Park .KM	
					W	○								
					G	○								
22	HT Trans Outlet (U Zone)			M5 : 3.5N*m M8 : 12N*m M10 : 25N*m	0V	●	√	√	√	√	√	√	Park .KM	Good · NG
					ACV	●	√	√	√	√	√	√	Park .KM	
	HT Trans Outlet (CU Zone)				0V	●	√	√	√	√	√	√	Park .KM	
					ACV	●	√	√	√	√	√	√	Park .KM	
	HT Trans Outlet (C Zone)				0V	○								
					ACV	○								
	HT Trans Outlet (CL Zone)				0V	●	√	√	√	√	√	√	Park .KM	
					ACV	●	√	√	√	√	√	√	Park .KM	
	HT Trans Outlet (L Zone)				0V	●	√	√	√	√	√	√	Park .KM	
					ACV	●	√	√	√	√	√	√	Park .KM	
	ETC Power Outlet ( )				0V	○								
					ACV	○								
23	SCR(U Zone)			M8 : 12N*m M10 : 25N*m	U	●	√	√	√	√	√	√	Park .KM	Good · NG
					R	●	√	√	√	√	√	√	Park .KM	
	SCR(CU Zone)				U	●	√	√	√	√	√	√	Park .KM	
					R	●	√	√	√	√	√	√	Park .KM	
	SCR(C Zone)				U	○								
					R	○								
	SCR(CL Zone)				U	●	√	√	√	√	√	√	Park .KM	
					R	●	√	√	√	√	√	√	Park .KM	
	SCR(L Zone)				U	●	√	√	√	√	√	√	Park .KM	
					R	●	√	√	√	√	√	√	Park .KM	
24	SCR Fan Power			M3 : 100cN*m M4: 170cN*m	1次側	○ ○							—	Good · NG
					2次側	○ ○							—	
25	Cont Transformer (Power Inlet)			M5 : 3.5N*m M6 : 5N*m	0V	●	√	√	√	√	√	√	Park .KM	Good · NG
					120V	●	√	√	√	√	√	√	Park .KM	
	Cont Transformer (Power Outlet)				0V	●	√	√	√	√	√	√	Park .KM	
					100V	●	√	√	√	√	√	√	Park .KM	
26	C.UT Transformer (Power Inlet)			M5 : 3.5N*m M6 : 5N*m	0V	●	√	√	√	√	√	√	Park .KM	Good · NG
					120V	●	√	√	√	√	√	√	Park .KM	
	C.UT Transformer (Power Outlet)				0V	●	√	√	√	√	√	√	Park .KM	
					100V	●	√	√	√	√	√	√	Park .KM	

写真１


DATE: 01/25/2023 17:45
MODE: STANDBY
OFFLINE
KE HOSYU
ALARM
BUZZER STOP
000/000
P.R 0000:00:00 00:00:00 00:00:00
011
COPYRIGHT(C)HITACHI KOKUSAI ELECTRIC INC.
2000 ALL RIGHTS RESERVED
ESC
CX3000 SYSTEM 04.50.01
EVENT CONTROL EVENTM 04.50.00
SYSTEM CONTROL SYSTEM 04.46.00
MENU CONTROL MENU 04.46.00
SYSTEM PROCESS M1SYSTEM 04.47.00
CX3000 GUIDE PROCESS M1INIT 04.40.01
CX3000FILE CTL DLL M1FCTL 04.48.00
CX3000SOFTKB CTL DLL M1SKB 04.49.00
CX3000BTN CTL DLL M1BTN 04.25.00
MAIN CONTROLLER MCONT 04.59.01
HOST COMMUNICATION
ALARM CONTROL ALARM 04.50.00
COMMAND CONTROL COMMAND 04.49.00
MONITOR CONTROL MDMAIN 04.50.01
MAINTENANCE PROCESS M1MAINT 04.47.00
CX3000WINDOW CTL DLL M1CTL 04.50.01
CX3000LBOX CTL DLL M1LB 02.01.00
CX3000DISP CTL DLL M1GPI 04.41.00
CX3000DRIVER CTL DLL M1DRV 04.49.00
SEQUENCE CONTROLLER
CB100 COMMUNICATION
RESET
IDLE
START
END
GAS
MONITOR
EDIT
PROCESS
LOADER
MANUAL
COPY
HELP
LOCK
CONFIG

写真２


DATE: 01/25/2023 17:46
MODE: STANDBY
OFFLINE
KE HOSYU
ALARM
BUZZER STOP
000/000
P.R 0000:00:00 00:00:00 00:00:00
011
COPYRIGHT(C)HITACHI KOKUSAI ELECTRIC INC.
2000 ALL RIGHTS RESERVED
ESC
CX3000 SYSTEM 04.50.01
LONADP MECH.
GP-LON1
GP-LON2
LONADP ID READER(L)
DPRAM DRIVER
SRAM DRIVER SRAM 04.00.01
TOUCH SCREEN DRIVER TOUCH 05.03.00
SIO DRIVER
MECHA
LONADP SCM4
GAS CONTROLLER
LONADP ID READER(R)
LON DRIVER LONPDD 03.03.00
TIMER DRIVER TIMERPDD 02.02.04
UPS DRIVER UPSPDD 03.04.00
TEMP. CONTROLLER
RESET
IDLE
START
END
GAS
MONITOR
EDIT
PROCESS
LOADER
MANUAL
COPY
HELP
LOCK
CONFIG